



evropský
sociální
fond v ČR



EVROPSKÁ UNIE



MINISTERSTVO ŠKOLSTVÍ,
MLÁDEŽE A TĚLOVÝCHOVY



OP Vzdělávání
pro konkurenceschopnost

INVESTICE DO ROZVOJE VZDĚLÁVÁNÍ

ZÁKLADNÍ ŠKOLA NOVÁ ROLE, OKRES KARLOVY VARY

JAZYK A JAZYKOVÁ KOMUNIKACE CIZÍ JAZYK

School

Křížovka pro 6.-9. třídu ZŠ

VY_32_INOVACE_AJ_ST_19

Vypracoval:
Mgr. Miroslav Starý

ANOTACE:

Předmět: Anglický jazyk

Ročník: 6.-9.

Využití materiálu: upevnění a prohloubení znalostí slovíček a frází o škole

Metodický postup: nakopírovanou křížovku rozdat žákům,
hodnotit dle potřeby

Pomůcky: nakopírovaný materiál, psací potřeby, slovník

Zhodnocení hodiny: žáci pracovali úspěšně

Go to the board and write this word:

It is a room where you have lessons

When you want two papers tight together, you use

You do exercises with your body on this school subject

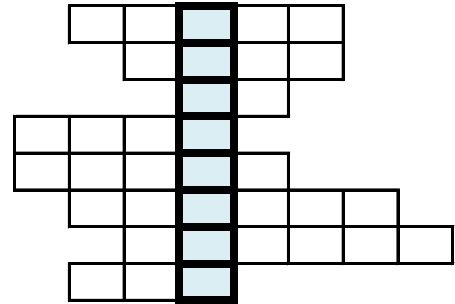
You count with numbers on this subject

After every lesson there is 10 or 20 minutes ...

When you do mistake with pencil, you must use ...

Teacher teaches and pupil ...

You draw on ... (school subject)



Go to the board and write this word:

It is a room where you have lessons

When you want two papers tight together, you use

You do exercises with your body on this school subject

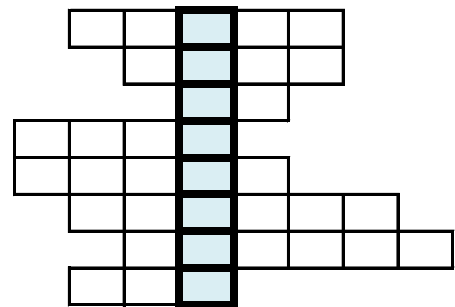
You count with numbers on this subject

After every lesson there is 10 or 20 minutes ...

When you do mistake with pencil, you must use ...

Teacher teaches and pupil ...

You draw on ... (school subject)



Go to the board and write this word:

It is a room where you have lessons

When you want two papers tight together, you use

You do exercises with your body on this school subject

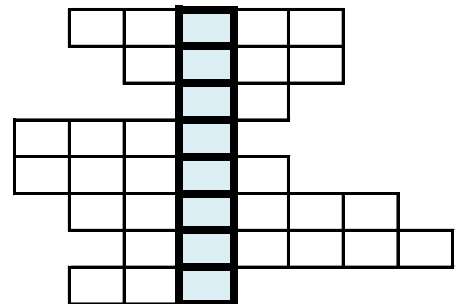
You count with numbers on this subject

After every lesson there is 10 or 20 minutes ...

When you do mistake with pencil, you must use ...

Teacher teaches and pupil ...

You draw on ... (school subject)



Řešení:

Go to the board and write this word:

It is a room where you have lessons

When you want two papers tight together, you use

You do exercises with your body on this school subject

You count with numbers on this subject

After every lesson there is 10 or 20 minutes ...

When you do mistake with pencil, you must use ...

Teacher teaches and pupil ...

You draw on ... (school subject)

