

Výukový materiál zpracovaný v rámci projektu



Základní škola Sokolov, Běžecká 2055 pracoviště Boženy Němcové 1784

Název a číslo projektu: Moderní škola, CZ.1.07/1.4.00/21.333

Šablona: III/2 Inovace a zkvalitnění výuky prostřednictvím ICT

Sada/předmět(oblast): 3_ČJ_17

Číslo výukového materiálu: 17

Opakujeme 3. ročník – párové souhlásky

Anotace: znát párové souhlásky.

Klíčová slova: doplní párové souhlásky, obrázky vybarví.

Předmět: Český jazyk


Ročník: třetí

Autor: Mgr. Věra Berková

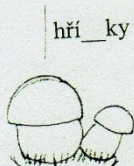
Párové souhlásky

Jméno: _____

1. Doplně párovou souhlásku. Obrázky vybarvi.




věte__



hří__ky




mrke__



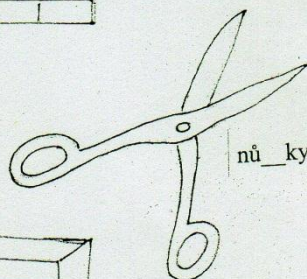
prova__



Jose__

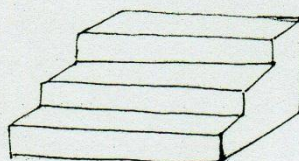



ze__

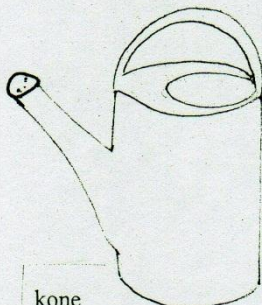


nů__ky


ry__ka



malé schů__ky



kone__




perníková chalou__ka




kní__ka


obra__



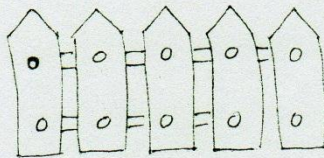
hra__



lo__ka



plo__



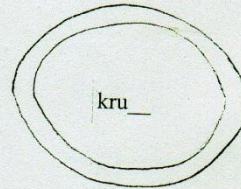
bábo__ka



plo__




kru__




nů__




ba__ka



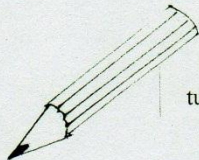
le__



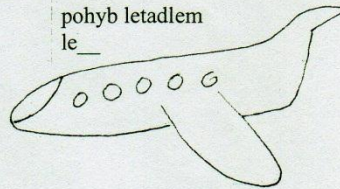
medvě__




tu__ka



pohyb letadlem
le__



su__



ža__ka




ší__




Párové souhlásky

1. Doplň párovou souhlásku. Obrázky vybarvi.




větev



hřibky




mrkev



provaz





Josef

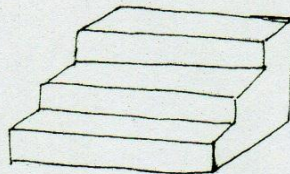


zed'

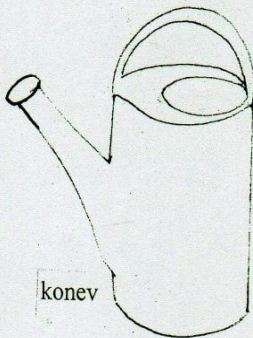
rybka




nůžky



malé schůdky



konev




perníková chaloupka




knížka


obraz




hrad



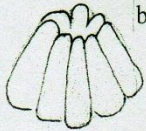
lod'ka




plot



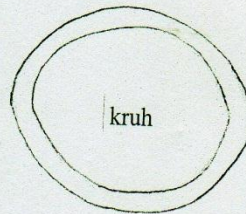
bábovka



plod



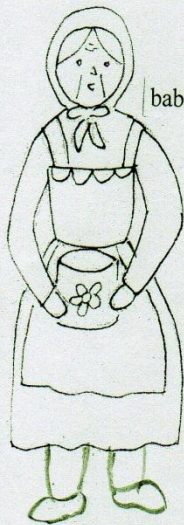
kruh





nůž



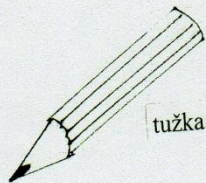
babka



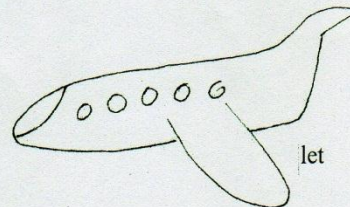
medvěd



tužka



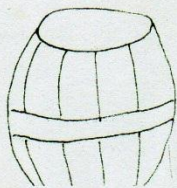
let



žabka



sud



šíp

