



PICTURE DESCRIPTION

Sřední průmyslová škola Hranice

Mgr. Radka Vorlová

08_Picture description

CZ.1.07/1.5.00/34.0608

Výukový materiál

Číslo projektu: CZ.1.07/1.5.00/21.34.0608

Šablona: III/2 Inovace a zkvalitnění výuky prostřednictvím ICT

Číslo materiálu: 10_03_32_INOVACE_08



evropský
sociální
fond v ČR



EVROPSKÁ UNIE



MINISTERSTVO ŠKOLSTVÍ,
MLÁDEŽE A TĚLOVÝCHOVY



OP Vzdělávání
pro konkurenceschopnost

INVESTICE DO ROZVOJE VZDĚLÁVÁNÍ

PICTURE DESCRIPTION

Předmět: Anglický jazyk

Ročník: 4. ročník

Jméno autora: Mgr. Radka Vorlová

Škola: SPŠ Hranice



Anotace: Picture description worksheet.

Klíčová slova: picture, description, prepositions

Autorem materiálu a všech jeho částí, není-li uvedeno jinak, je Mgr. Radka Vorlová

Financováno z ESF a státního rozpočtu ČR.

PICTURE DESCRIPTION



Vocabulary:

- describe
- description
- task

TASK 1: Look at the picture on the right and answer the question:

What is in and what is on the picture?

⇒ In:

⇒ On:

TASK 2: Vazby THERE IS / THERE ARE – Translate the sentences (use two possible word orders of the sentence).

Přeložte: Na obrázku je dům. 1. _____
2. _____

Uprostřed pokoje jsou dvě židle. 1. _____
2. _____

➤ **TASK 3:** Describe the pictures. Use *there is/there are* and a relative clause in your description.



Pic A



Pic B



Pic C


➤ **TASK 4:** Draw two pictures according to the teacher's description.

Vocabulary:

- forest
- hill
- bowl




➤ **TASK 5:** Draw your own picture and describe it. Don't show the picture to you classmates.



PICTURE DESCRIPTION 2

PICTURE DESCRIPTION:

- 1) INTRODUCTION
- 2) WHAT IS WHERE?
- 3) ACTIONS – WHO IS DOING WHAT?
- 4) MY OPINION OR IMAGINATION



Vocabulary:

choose
identify
show
according to
sentence
corner

1) INTRODUCTION

The photo (picture) shows...

It was taken by...

It was taken in...

The picture depicts...

It's a black-and-white photo. / It's coloured photo.

2) WHAT IS WHERE?

In the (this) photo we (I, you) can see...

In the picture there is/are... **OR** There is/are..... in the picture.




A)

In the background...

In the foreground...

In the distance...



B)

On the left...

On the right...

In the middle (of the picture)...



C)

At the top...

At the bottom...

D) other prepositions:

in front of

behind

between

among

at the back

at the front

next to



⇒ under x below

⇒ over x above

3) ACTIONS

(Who is doing what?)

➤ TASK 1: Describe the pictures – What are they doing?



4) OPINION AND IMAGINATION

I think that...

In my opinion..... (because...)

All in all, ...

It/they may be...

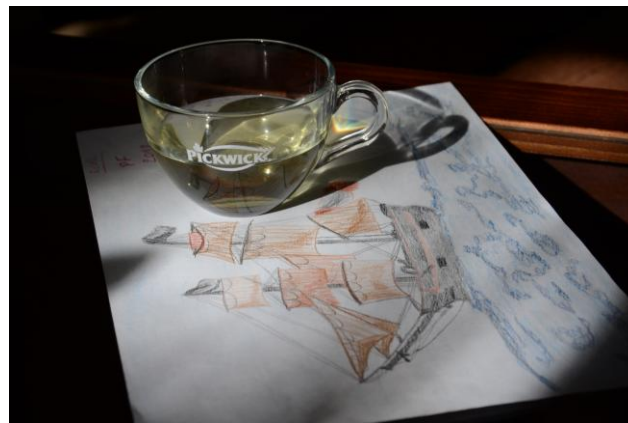
It is (also) possible that...

It seems to me that...

PICTURE DESCRIPTION

Vocabulary:

Describe - popsat
Description - popis
Task - úkol



TASK 1: Look at the picture on the right and answer the question:

What is in and what is on the picture?

⇒ In: *In the picture there is a boat.*

⇒ On: *On the picture there is a cup of tea.*

TASK 2: Vazby THERE IS / THERE ARE – Translate the sentences (use two possible word orders of the sentence).

Přeložte: Na obrázku je dům.

1. *In the picture there is a house.*

2. *There is a house in the picture.*

Uprostřed pokoje jsou dvě židle.

1. *In the middle of the room there are two chairs.*

2. *There are two chairs in the middle of the room.*

TASK 3: Describe the pictures. Use *there is/there are* and a relative clause in your description.



Pic A



Pic B



Pic C

Possible answers: pic A: *In the picture there are two girls who are smiling.*

TASK 4: Draw two pictures according to the teacher's description.

Read two descriptions – the students draw the picture according to your descriptions. Then discuss which picture was easier to draw for them and why? Which description was better?


Vocabulary:

forest
hill
bowl

In the picture there is a forest,
in the forest, there is a hill,
on the hill there is a house,
in the house there is a table,
on the table there is a bowl,
in the bowl there is some water
and in the water there is some fish.

In the picture there is a table,
the table is on the hill,
the hill is in the forest,
the table is in the house which is on the hill,
in the house there is some fish,
the fish is in the water,
the water is in the bowl
and the bowl is on the table.


➤ **TASK 5**: Draw your own picture and describe it. Don't show the picture to you classmates.



PICTURE DESCRIPTION 2

PICTURE DESCRIPTION:

- 5) INTRODUCTION
- 6) WHAT IS WHERE?
- 7) ACTIONS – WHO IS DOING WHAT?
- 8) MY OPINION OR IMAGINATION



Vocabulary:

choose
identify
show
according to
sentence
corner

3) INTRODUCTION

The photo (picture) shows...

It was taken by...

It was taken in...

The picture depicts...

It's a black-and-white photo. / It's coloured photo.

4) WHAT IS WHERE?

In the (this) photo we (I, you) can see...

In the picture there is/are... **OR** There is/are..... in the picture.




A)

In the background...

In the foreground...

In the distance...



B)

On the left...

On the right...

In the middle (of the picture)...



C)

At the top...

At the bottom...

D) other prepositions:

in front of

behind

between

among

at the back

at the front

next to



⇒ under x below

⇒ over x above

5) ACTIONS

(Who is doing what?)

➤ TASK 1: Describe the pictures – What are they doing?



6) OPINION AND IMAGINATION

I think that...

In my opinion..... (because...)

All in all, ...

It/they may be...

It is (also) possible that...

It seems to me that...

Použité zdroje:

Obrázky:

Pic A

RG1024. *openclipart.org* [online]. [cit. 10.12.2012]. Dostupný na WWW: <http://openclipart.org/detail/20207/two-little-girl-by-rg1024>

Pic B

CYBERGEDEON. *openclipart.org* [online]. [cit. 10.12.2012]. Dostupný na WWW: <http://openclipart.org/detail/169520/skyline-landscape-with-house-by-cybergedeon>

Pic C

PAPAPISHU. *openclipart.org* [online]. [cit. 10.12.2012]. Dostupný na WWW: <http://openclipart.org/detail/25659/fighting-cat-by-papapishu-25659>

Line

TWOTON. *openclipart.org* [online]. [cit. 10.12.2012]. Dostupný na WWW: <http://openclipart.org/detail/20300/horse-and-cannon-line-by-twoton>

Pic D

AUTOR NEUVEDEN. *openclipart.org* [online]. [cit. 10.12.2012]. Dostupný na WWW: <http://openclipart.org/detail/26570/laying-back-singing-by-anonymous>

Pic E

ONSEMELIOT. *openclipart.org* [online]. [cit. 10.12.2012]. Dostupný na WWW: <http://openclipart.org/detail/171518/grass-eating-cow-by-onsemeliot-171518>

Pic F

JOHNNY AUTOMATIC. *openclipart.org* [online]. [cit. 10.12.2012]. Dostupný na WWW: http://openclipart.org/detail/723/girl-playing-soccer-by-johnny_automatic

Pic G

JOHNNY AUTOMATIC. *openclipart.org* [online]. [cit. 10.12.2012]. Dostupný na WWW: http://openclipart.org/detail/721/playing-ball-by-johnny_automatic

Pic H

JOHNNY AUTOMATIC. *openclipart.org* [online]. [cit. 10.12.2012]. Dostupný na WWW: http://openclipart.org/detail/724/boy-playing-with-toy-truck-by-johnny_automatic

Pic I

TOM. *openclipart.org* [online]. [cit. 10.12.2012]. Dostupný na WWW: <http://openclipart.org/detail/27519/a-cooking-rabbit-by-tom>

Pic J

LAKESIDE. *openclipart.org* [online]. [cit. 10.12.2012]. Dostupný na WWW: <http://openclipart.org/detail/451/witch-over-harvest-moon-by-lakeside>

Pic K

RALD G. *openclipart.org* [online]. [cit. 10.12.2012]. Dostupný na WWW: http://openclipart.org/detail/367/cartoon-cat-sleeping-by-gerald_g

FOTKY použité v DUMu jsou z archivu autorky DUMu.

Autorem materiálu a všech jeho částí, není-li uvedeno jinak, je Mgr. Radka Vorlová

Financováno z ESF a státního rozpočtu ČR.