

Číslo materiálu: VY 32 INOVACE 25/11

Název materiálu: Anatomy 1

Číslo projektu: CZ.1.07/1.4.00/21.1486

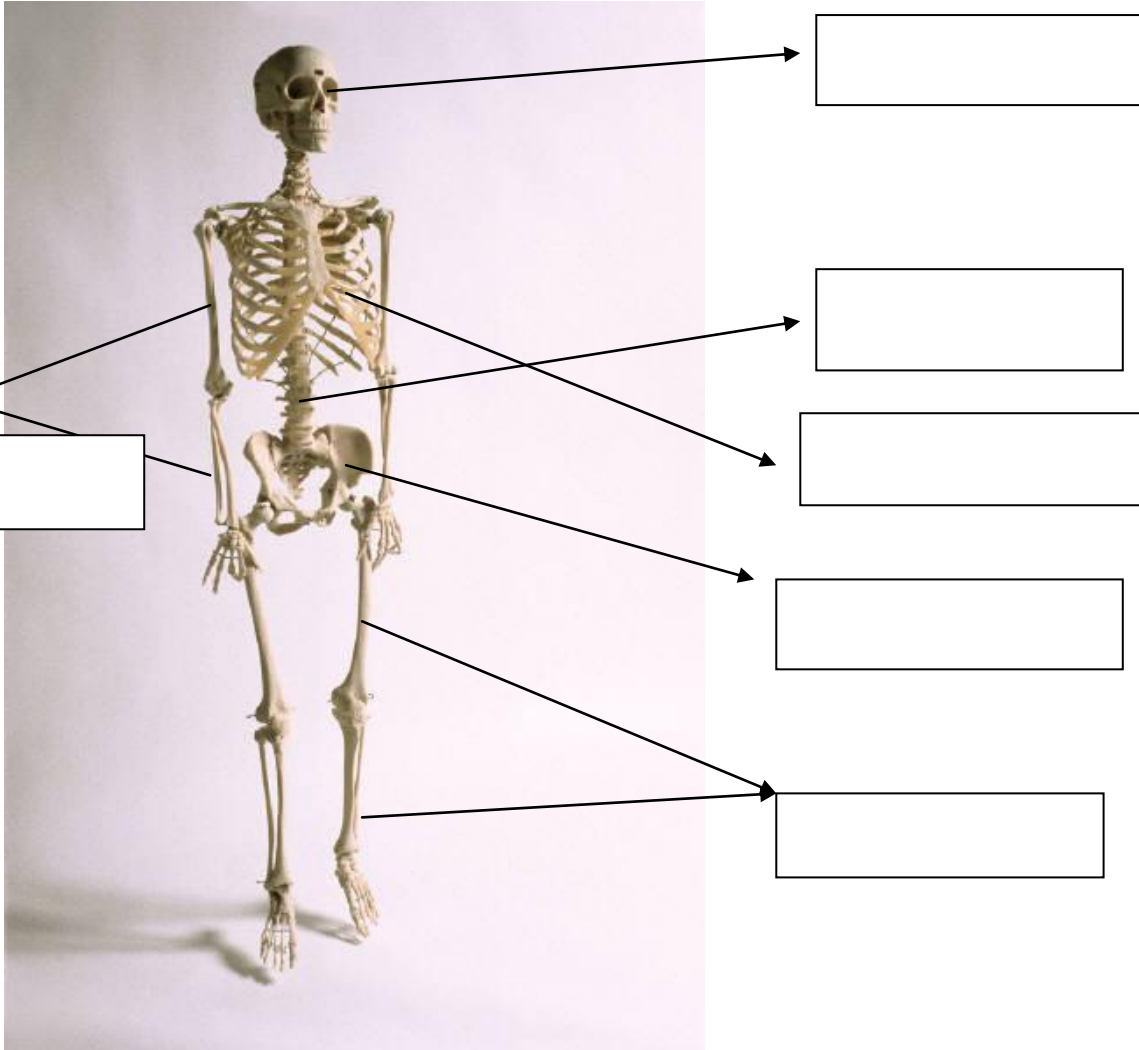
Zpracoval: Jana Jourová

Anatomy 1

1. With the video and describe the **skeleton**:

Leg, arm, skull, pelvis, ribs, spine

<http://www.youtube.com/watch?v=ChhPpAKKqHI&feature=relmfu> (Learn human body)



2. Complete the sentences:

All vertebrates have _____

Skeleton helps to move and _____ the organs.

_____ body has 274 bones, but adults have only _____ bones,
because some bones grew together.

At the age of 25 the process of growing is _____.

_____ protects the brain.

_____ protects the spinal cord.

There are 12 pairs of _____, that protect _____ and lungs.

_____ protects abdominal organs.

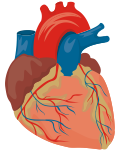
3. What shall we do to protect our skeleton?

We should _____

We should _____

We should _____

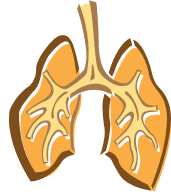
4. Skeleton protects very important internal organs. Here are some of them.



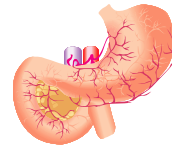
HRATE



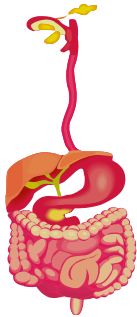
BIARN



LGNUS



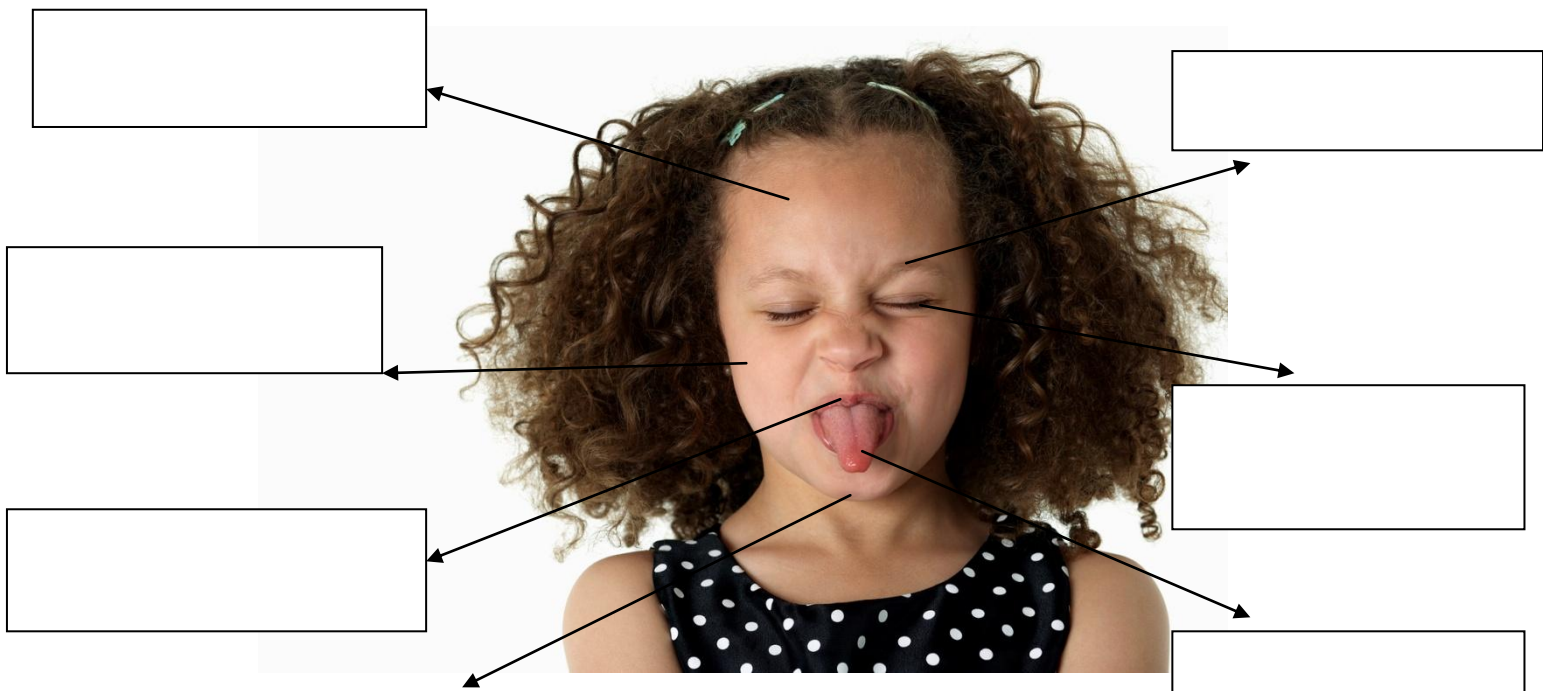
SCHOTMA



LRVEI
ITNSIESTENS

5. Describe human face, translate some more difficult words:¹

Čelo, tváře, rty, jazyk, brada, obočí, řasy

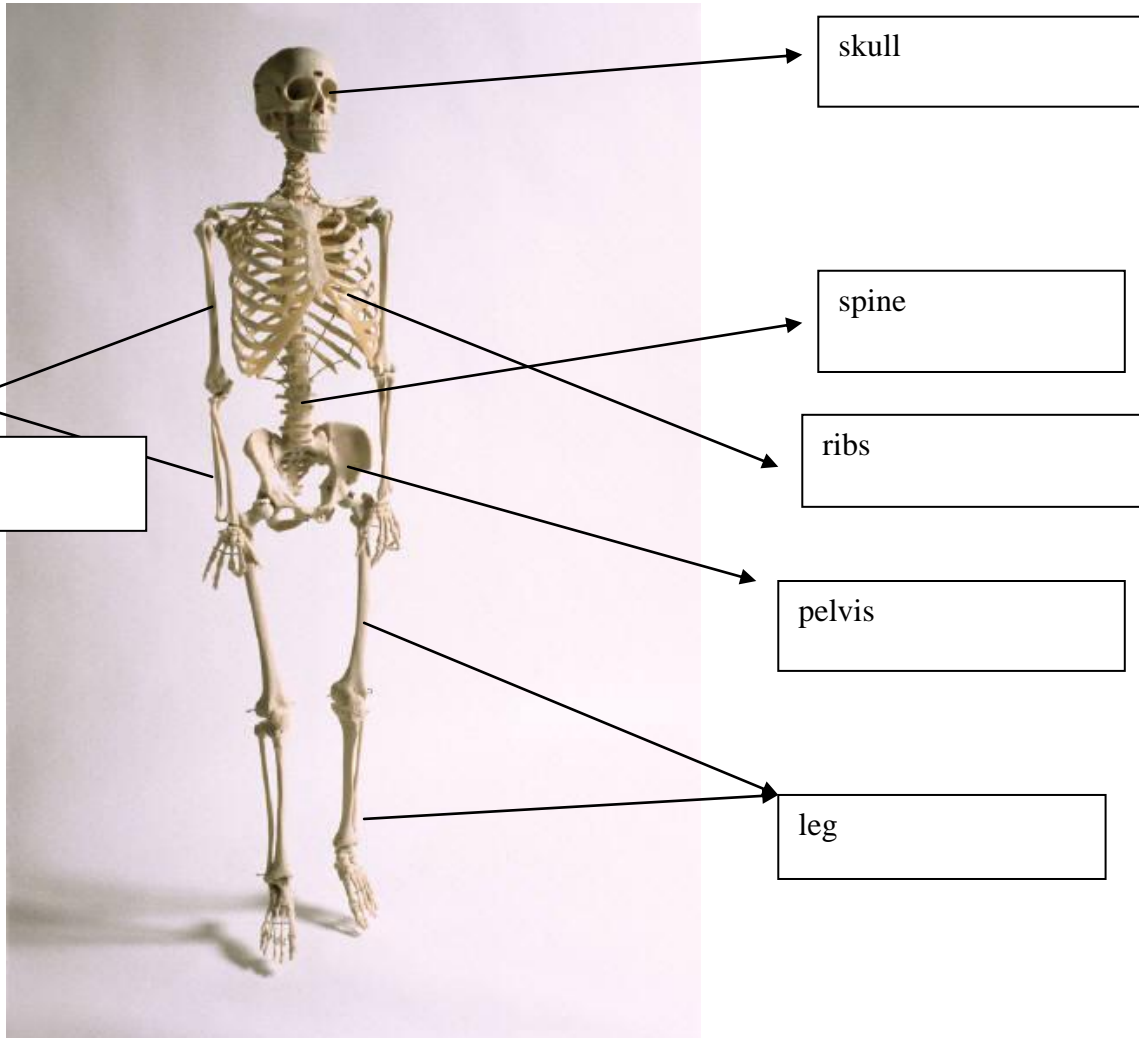


Key – Anatomy 1

1. With the video and describe the **skeleton**:

Leg, arm, skull, pelvis, ribs, spine

<http://www.youtube.com/watch?v=ChhPpAKKqHI&feature=relmfu>



2. Complete the sentences:

All vertebrates have **skeleton**.

Skeleton helps to move and **protect** the organs.

Baby's body has 274 bones, but adults have only **206** bones, because some bones grew together.

At the age of 25 the process of growing is **complete**.

Skull protects the brain.

Spine protects the spinal cord.

There are 12 pairs of **ribs**, that protect **heart** and lungs.

Pelvis protects abdominal organs.

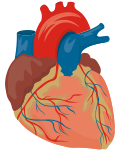
3. What shall we do to protect our skeleton?

We should eat dairy products and drink milk.

We should be active.

We should wear protective equipment like helmet, etc.

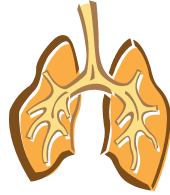
4. Skeleton protects very important internal organs. Here are some of them.



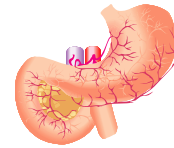
heart



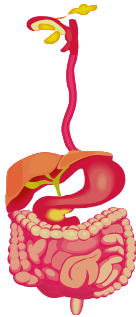
brain



lungs



stomach



Liver

intestines

4. Describe human face, translate some more difficult words:¹

Čelo, tváře, rty, jazyk, brada, obočí, řasy

forehead

eyebrow

cheek

eyelash

lip

tongue

chin

Bibliografie:

Všechny obrázky:

Microsoft Office, Klipart

- 1) HERINKOVÁ, Vlasta. Science: Anatomy. *RaR Časopis na pomoc výuce angličtiny*. 2011, č. 7, s. 4.